



Loop-V4300 MINI DACS



Description

Loop-V4300 Mini DACS E1/T1 converter provides both DS0 and n x 64 Kbps cross-connect between any T1 and E1 ports and E1 to T1 format conversion functions. E1 to T1 conversion include line format, A law to μ law conversion, and signaling bits association. Loop-V4300 also supports a DTE port operating from 56 Kbps to 1984 Kbps, This unit is suitable for applications involving 2 or 4 ports. Loop-V4300 also supports inband Management, where management data is carried in a DS0 time slot, the same way as user data, traversing national networks.

Features :

- 2, 3, or 4 ports, E1, T1, or DTE (2 DTE Max.)
- For E1/ T1, each DS0 time slot from any port can be assigned to any DS0 time slot of any other port
- For E1/ T1, each DS0 can be designated as a 64 Kbps clear channel, or as a voice channel.
- Full translation of digitized voice between T1 and E1, including A law to μ law and signaling bits association.
- 2-line by 16-character LCD for maintenance, performance monitoring, and administration
- Ethernet port for the connection to SNMP and to Telnet
- Inband Subnet Management facility for remote management through national networks.
- Multicolor LED indicators for each of 4 line interfaces

**CERTIFIED
ISO-9001**

Ordering Information

To order specify:

Note: RoHS compliant units are identified by the letter **G** appearing immediately at the end of ordering code.

Model (non RoHS compliant)	Model (RoHS compliant)	Description
Loop-V4300-AA-BB-CC-DD-SNMP-pp	Loop-V4300-AA-BB-CC-DD-SNMP-pp- G	

Accessories

User's Manual (All User's Manuals are RoHS compliant)

Loop-V4300-UM	Loop-V4300-UM	User's Manual (paper, hard copy-optional). A CD version of the manual is already included as standard equipment.
---------------	---------------	--

Power Cord (All power cords are RoHS compliant)

Loop-ACC-PC-USA	Loop-ACC-PC-USA	AC power cord for Taiwan/USA
Loop-ACC-PC-EU	Loop-ACC-PC-EU	AC power cord for Europe
Loop-ACC-PC-UK	Loop-ACC-PC-UK	AC power cord for the UK
Loop-ACC-PC-AUS	Loop-ACC-PC-AUS	AC power cord for Australia
Loop-ACC-PC-CH	Loop-ACC-PC-CH	AC power cord for China

Where each AA, BB =

- E75 for 75 ohm BNC E1 interface port
- E120 for 120 ohm Twisted Pair RJ48C E1 interface port
- T1 for T1 interface port

Where CC and DD are optional =

- E75 for 75 ohm BNC E1 interface port
- E120 for 120 ohm Twisted Pair RJ48C E1 interface port
- T1 for T1 interface port
- DTE for V.35 DTE interface port

SNMP = Ethernet port for SNMP and Telnet connection

- pp = DC for 20 - 72 Vdc power source
AC 100 - 240 Vac power source (Please specify which type of power cord you need.)

Example:

Loop-V4300 T1-E1-V.35-V.35-SNMP-AC is a unit with one T1 port, one E1 port, two V.35 DTE ports, SNMP, and 100 -240 Vac power.

LOOP-V4300 MINI DACS E1/ T1 CONVERTER PRODUCT SPECIFICATIONS

Network Line Interface (E1)

Line Rate	2.048 Mbps \pm 50 ppm
Line Code	AMI / HDB3
Input Signal	ITU G.703
Framing	ITU G.704
Connector	BNC/RJ48C
Output Signal	ITU G.703
Electrical	75 Ω Coax/120 Ω twisted pair

Network Line Interface (T1)

Line Rate	1.544 Mbps \pm 32 ppm
Line Code	AMI / B8ZS
Input Signal	DS-1 from 0 dB to -26 dB w/ALBO
Surge Protection	FCC Part 68 Sub-Part D
Framing	D4/ ESF/ ESF&T1.403/ NONE (Clear Channel)
Connector	RJ48C
Output Signal	DSX-1, DS-1
Pulse Template	Per AT&T TR 62411

DTE Interface (V.35)

Data Rate	n x (56 or 64) Kbps (n = 1 - 31)
Connector	DB25S for V.35

Performance Monitor

Performance Store	E1: Last 24 hours performance in 15 minutes interval register and last 7 days in 24 hours summary T1: The last 24 hours performance in 15-minute intervals
Monitor Registers	E1: Line, user T1: Line, user
Performance Reports	E1: Reports include Date&Time, Error Second, Unavailable Second, Bursty Error Second, Severe Error Second, Degraded Minutes, and Controlled Slip Second. Also available in Statistics (%) T1: Reports include Date&Time, Error Second, Unavailable Second, Bursty Error Second, Severe Error Second, Controlled Slip Second, and Loss of Frame Count
Alarm History	Reports include Date&Time, Alarm Type (i.e. Master Clock Loss, Yellow Alarm, AIS, LOS, BPV, ES, CSS), and Location (i.e. line, PORT A, B, C, D)
Alarm Queue	Contains 40 alarm records which record the latest alarm type, location, and Date&Time

Alarm Relay

Alarm Relay	Normally closed Fuse alarm and performance alarm
-------------	---

Protection

1 for 1	Port B can be configured to protect Port A Port A can be configured to protect Port B
---------	--

Network Management

Console Port

Connector DB9 at Front Panel
Electrical RS232 interface
Protocol Menu driven VT-100 terminal

Ethernet Port

Connector RJ45 in rear
Protocol Telnet (VT100) and Embedded SNMP

Voice Channel Conversion

A-law to μ -law G.711

Signaling bits ABCD are converted using user configurable conversion table

Inband Management

Any 64 Kbps DS0 can be assigned for management

Management Protocols: HDLC

Diagnostics Test

Loopback Line Loopback, Payload Loopback, Local Loopback, and DTE Loopback

Front Panel

Keypad 4 keys: left arrow, right arrow, ESC, and ENTER
LCD 2-line by 16-character
LED 6: Power, Port A, Port B, Port C, Port D, Alarm

Physical/Electrical

Dimensions 212.6 x 43.7 x 197 mm (WxHxD)
Temperature range 0°C -50°C
Power 20-72 Vdc / 100-240 Vac, 50/60 Hz, 10 Watts
Fuse 250V, 800mA
Humidity 0%-95% RH (non-condensing)
Mounting Desk-top stackable, 19/23 inch rack mountable, two units side-by-side

Application Illustrations:

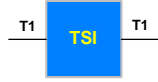
A: 2 links



A1: E1/T1 converter (24 TS)



A2: E1 LTU with TSI



A3: T1 CSU with TSI



A4: ICSU

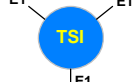
B: 3 links



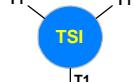
B1: E1/T1 converter (31 TS) and DACS



B2: E1/T1 converter and DACS



B3: E1 DACS



B4: T1 DACS

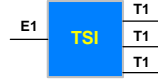
C: 4 links



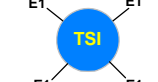
C1: Dual E1/T1 converter and DACS



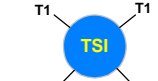
C2: E1/T1 converter and DACS



C3: E1/T1 converter and DACS



C4: E1 DACS



C5: T1 DACS

B: 3 links



C: 4 links



1 for 1 Protection



Data Comm for Business, Inc.

2949 CR 1000 E

Dewey, IL 61840

Voice 8004DCBNET (800.432.2638)

Fax 217.897.1331

Info www.dcbnet.com/contact.html

Web www.dcbnet.com